



HIGH QUALITY OUTDOOR PORCELAIN COLLECTIONS

splendour outdoor



Harbour Stone

Our Harbour Stone Tiles are made using durable porcelain with Klima Technology, a manufacturing process that allows them to remain cool to the touch, in three neutral stone effects across 12 face variations. Their speckled design stretches across a 1200x600 format with 20mm of thickness, perfect for outdoor spaces.



HARBOUR STONE • 1200x600x20mm • R11 /PTV+36



GREY



IVORY



BEIGE

Merlot Grey

Cool and calming, our Merlot Grey 20mm outdoor slabs are the perfect choice for a natural garden space. Designed with a textured riven surface to emulate real stone, these tiles feature a matt, anti-slip surface and rectified edges for a smooth, seamless look. Their durable porcelain construction makes them hardwearing, long-lasting and easy to clean.

MERLOT GREY • 600x900x20mm • R11 / PTV+36



MERLOT GREY





Lancaster

Looking to create a statement in your garden? Our Lancaster 20mm Marble Effect Tiles feature a striking marble effect design for a bold, yet elegant look. Featuring a matt, anti-slip surface with rectified edges for a smooth seamless look, these durable slabs are hardwearing, long-lasting and easy to clean.

LANCASTER • 600x900x20mm • R11 /PTV+36




LANCASTER

Calacatta Gold

Introduce a touch of the Mediterranean to your outdoor spaces with our luxurious Calacatta Porcelain Slabs. The anti-slip surface design incorporates an elegant flow line of golden veins to capture the luxury aesthetic of natural calacatta marble and generate instant opulence and sophistication for external dining.

CALACATTA GOLD • 610x610x20mm • R11 /PTV+36



CALACATTA GOLD






Calacatta

Calacatta Porcelain Paving Slabs are inspired by natural Calacatta, these tiles incorporate a realistic marble vein that draws on a lavish yet organic feel for external living areas. Calacatta's large size allows for an elegant, seamless look with fewer grout lines and its anti-slip surface is perfectly suited for life outdoors.

CALACATTA • 760x760x20mm • R11 /PTV+36




CALACATTA


Materia

Much more durable than traditional concrete slabs, these light-toned outdoor tiles are made of a hard-wearing 20mm thick durable porcelain, easy to clean, and have an R11 anti slip surface. Available in two pale grey tones, these are perfect for creating a light patio space in any garden.

MATERIA • 760x760x20mm • R11 /PTV+36



PERLA



WHITE





Monolith


This high quality external 20mm porcelain collection includes enhanced textural veining to provide organic style for your outdoor spaces.

The neutral colour palette lends itself to both traditional gardens and more contemporary external living areas.

MONOLITH • 895x595x20mm • R11 /PTV+36



BEIGE



PEARL

Unaway

Our Unaway Tiles will brighten up any garden with their unique character and charm. Featuring a blend of grey and natural hues in a pale neutral colour palette, these natural slate-effect tiles have a variegated, textured surface with a subtle matt finish. Designed with an anti-slip surface, these large-format porcelain tiles are durable, hardwearing and easy to clean.

UNAWAY • 600x900x20mm • R11 /PTV+36



LIGHT




NATURAL



Austral

You can capture the organic materials trend with our Austral limestone effect porcelain paving slabs. Designed with a lifelike limestone effect with delicate veining across the surface, this natural collection features three neutral hues, each with a matt, anti-slip surface and rectified edges for a smooth, seamless look.


AUSTRAL • 600x900x20mm • R11 /PTV+36



IVORY



GREY




PEARL

Vita

These Vita 90x90 20mm tiles are a modern limestone effect porcelain tile in a popular 90x90 format. They feature a R11 anti slip rating, perfect for use across domestic and commercial settings. Available in four realistic neutral tones.


VITA • 900x900x20mm • R11 /PTV+36



MARENGO



GRIS



PERLA



ARENA








Open

The Open Range are durable, hardwearing and effortlessly easy to style. Designed with an urban, brushed concrete effect in fluctuating hues that accurately reflect the changes in colour that are associated with genuine concrete.

The Open collection has a matt finish, made from porcelain and have a rectified edge. The external tiles have a thickness of 20mm and a R11 anti-slip rating making them perfect for outdoor use.



OPEN • 800x800x20mm • R11 /PTV+36



BIANCO



GRIGIO



ANTRACITE





Pulse


Extend your interior style into the garden this season with our Pulse collection. This realistic stone design is projected across an authentically textured finish in three elegant colourways.

Pulse Outdoor Slabs are crafted from our durable 20mm porcelain base, inclusive of a matt, R11 slip-resistant finish for quality that will stand the test of time.


This collection also boasts a coordinating interior tile, perfect for open plan living and seamless indoor-outdoor design.




PULSE • 595x595x20mm • R11 /PTV+36



BONE



CARBON



GREY




Grava

Create a soothing sanctuary garden with our Grava outdoor collection. Featuring a concrete effect design in four neutral colours, from off white through grey to dark graphite.


These durable porcelain tiles are designed with a matt, anti-slip surface and rectified edges, perfect for creating a smooth, seamless look.



GRAVA • 593x593x20mm • R11 /PTV+36



GRAPHITE



GREY



LIGHT GREY



WHITE



Plaster

This collection of outdoor slabs has been developed to replicate aged stone with a revived, rustic matt finish. A decor option has been included to enhance exterior styling opportunities; perfect for both large and small areas to generate a chic expansion to any living space.





PLASTER • 595x595x20mm • R11 /PTV+36



GREY



SQUARE DECOR




Country Silver

Refresh your outdoor space with the beauty and sophistication of our Country Silver 20mm Outdoor Slabs, in a classic 60x60 and 60x90 size with a subtle veined effect for a natural appearance.






COUNTRY SILVER • 600x600x20mm & 600x900x20mm • R11 /PTV+36



COUNTRY SILVER
60x60



COUNTRY SILVER
60x90

Rapolano

Refresh your outdoor floors with these elegant stone effect beige and light beige 20mm Porcelain Rapolano Tiles, a stylish light beige toned tile perfect for brightening up your patio.





RAPOLANO • 1200x600x20mm • R11 /PTV+36



BEIGE




LIGHT BEIGE



Making more of your selection


Whilst many people choose a traditional stack bond for their outdoor slabs, its surprisingly easy to generate an interesting twist just by changing up the layout.

We also recommend considering the shape of your garden, as not every home has a perfectly angled perimeter, so aswell as injecting a little sophistication into your selections, opting for a particular fixing layout may also enhance the landscape and prevent drawing attention to any discrepancies.



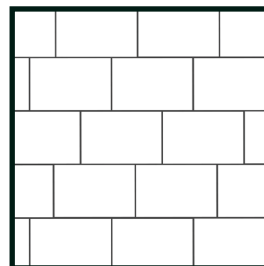
STACK BOND

Traditional & Simplified




DIAMOND

A Sophisticated Twist



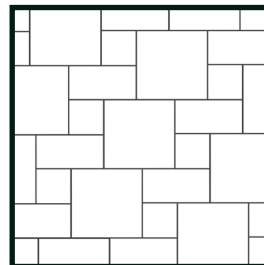
3/4 BOND

Great for Larger Tiles



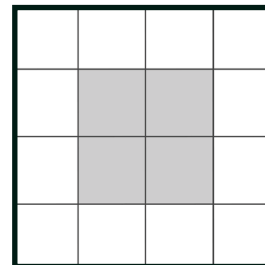
HERRINGBONE

Perfect for Planks



MODULAR

The Natural Look




RUGGING

Mix Colour or Pattern




These days many of us prefer to have a beautiful outdoor space that's as low maintenance as possible; even the smallest space could be converted into a Summer reading nook whilst larger areas can be transformed into more functional areas perfect for entertaining. Whatever the size of your space, Splendour Outdoor can provide you with the perfect outdoor escape...



Outdoor Installation

Our Splensdour Outdoor porcelain is the perfect contemporary solution for any home as a maintenance-free alternative to traditional wooden decking or natural stone pavers.

Multiple external fixing methods now allow the quick and easy creation of a fresh, luxurious outdoor living space in almost any area; prep with confidence for all your family entertaining this summer - no project is too big or too small.



Fixing on to soil...


If you're fixing onto soil, the Norcros Rock-Tite External Porcelain system is a one stop solution for creating a sturdy base and fixing your porcelain paving slabs in place without the need for constructing a concrete base. Where newly built concrete bases can take weeks to cure sufficiently to tile, you can fast-track your way to a solid base and a fully tiled patio in just a couple of days.

ROCK -TITE PORCELAIN PRIMER 15KG


ROCK -TITE MORTAR 25KG



BLACHED ALMOND
BRUSH IN GROUT



TROPICAL EBONY
BRUSH IN GROUT



STEEL GREY
BRUSH IN GROUT



Pedestal Installation

Adjustable Support Pedestals are a system that enables the laying of large format outdoor tiles and paving slabs without the need for grout and adhesive. Adjustable Pedestals are a suspended system, meaning that no mechanical fixings are involved and the weight of the tiles or slabs hold everything in place without the need for grout. Pedestals include the creation of a space beneath the tile surface which allows rainwater to run between and under the slabs. This ensures that there is no standing water left on the surface and creates space to allow for pipes or draining ducts.





25-50MM UNIVERSAL PEDESTAL



50-70MM UNIVERSAL PEDESTAL



65-100MM UNIVERSAL PEDESTAL



20mm Paving Slab Trims

Designed in an L shaped extruding aluminium profile, these 22.5mm Porcelain Paving Slab Trims hide and protect raw, exposed edges of tiles, creating a neat, professional finish. Durable and long-lasting, their straight edge provides a sleek, contemporary look that can be used on both walls and floors.

What's special about this product?

- Protects raw exposed edges from damage
- Hides the edge for a clean, contemporary look
- Durable, long-lasting and rust-proof
- Can be used on both walls and floors





**22.5MM ALUMINIUM STRAIGHT
EDGE 2.5M - MATT BLACK**



**22.5MM ALUMINIUM STRAIGHT
EDGE 2.5M - BATH STONE**



**22.5MM ALUMINIUM STRAIGHT
EDGE 2.5M - DARK GRANITE**



**22.5MM ALUMINIUM STRAIGHT
EDGE 2.5M - SAND STONE**



**22.5MM ALUMINIUM STRAIGHT
EDGE 2.5M - GRANITE**



splendour outdoor